

Wall safes



IDEAL 10

A practical, easy-to-use safe box.



FEATURES

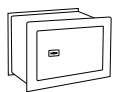
- Thickness (front / casing): 10 mm / 1,5 mm
- Laser cut
- Anti-saw swivel bolts
- Bolts housing with chrome trims (Anti-lever system)

TYPE OF LOCK

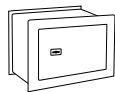
- Double-bitted lock



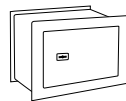
IDEAL 10  
Ref. 281380



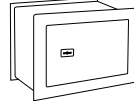
281310



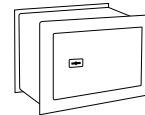
281320



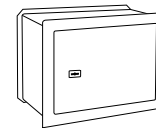
281340



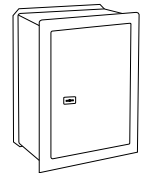
281350



281355



281370



281380



Ref. 281340



Rotary locking bolts avert any intent at cutting from the outside.



Internal shelf

Ref.	Exterior measurements (H x W x D) mm	Interior measurements (H x W x D) mm	Kg	L	Shelf	Bolts No.	Bolts position	EAN13 code 8425181 *	Pack. measurement (H x W x D) mm
281310	200x300x200	175x275x130	11 kg.	7 L.	1	2/ø22 mm		* 734506	230x325x230
281320	230x350x200	205x325x145	13 kg.	10 L.	1	2/ø22 mm		* 734513	260x375x225
281340	280x380x200	255x355x145	17 kg.	13 L.	1	2/ø22 mm		* 735282	305x405x230
281350	300x410x200	275x385x145	21 kg.	15 L.	1	4/ø22 mm		* 735299	330x430x230
281355	340x460x200	315x435x145	24 kg.	20 L.	1	5/ø22 mm		* 735305	360x480x230
281370	420x460x220	395x435x165	30 kg.	28 L.	1	5/ø22 mm		* 735312	445x490x250
281380	520x360x220	495x335x165	29 kg.	27 L.	1	5/ø22 mm		* 735329	550x380x245